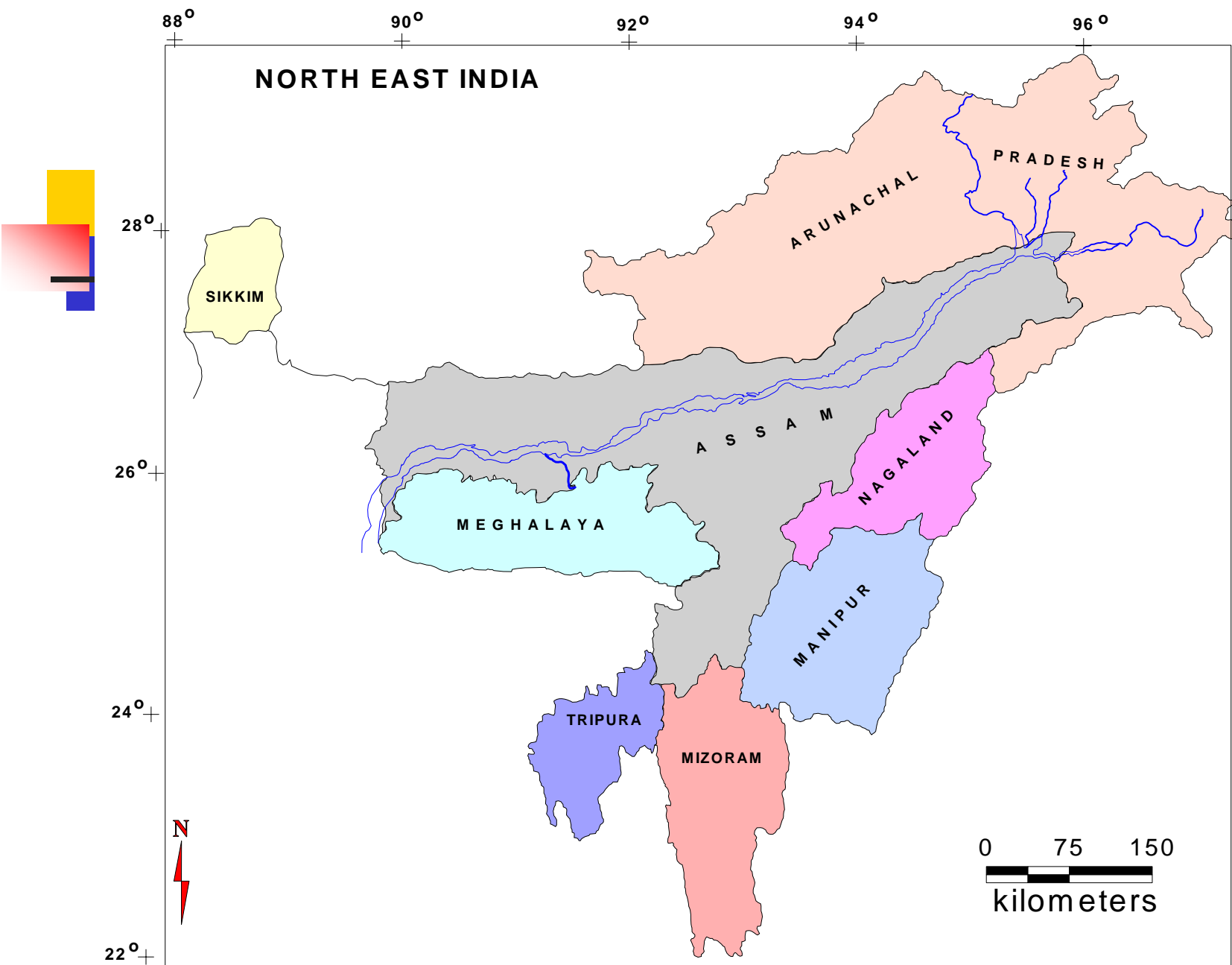





Non Traditional Security Challenge Scenario of North-East India

Dr. Sandhya Goswami
Professor in Political Science
Gauhati University
Assam, India
< *sandya_goswami@yahoo.com* >



TOTAL AREA – 262,179 sq. km (7.97% of the Country's total)
POPULATION – 38495089 (3.7 % of the Country's total)

- 
- Profile of Northeast
 - Factors responsible for instability in Northeast
 - Strategic Location
 - Migration
 - Underdevelopment
 - Failure of the state to redress the grievances of citizens
 - Lack of Vision & insecurity of Political Leaders




States of Northeast- Selected Population & Income Indicators

(Source: www.indiastat.com)

State	Population (2001)	Total Area (sq.km.)	Population density (2001)	Rural Population (% of total population) (2001)	Per capita income (per capita net state domestic product) (2001)	Percent of total population below poverty line (1999-2000)	Percent of SC population of total population (1991)	Percent of ST population of total population (1991)
Arunachal Pradesh	1,091,117	87,743	13	79.6	9013	33.47	0.5	63.7
Assam	26,638,407	78,438	340	87.3	6157	36.09	7.4	12.8
Manipur	2,388,634	22,327	107	76.1	8745	28.54	2.0	34.4
Meghalaya	2,306,069	22,429	103	80.4	8460	33.87	0.5	85.5
Mizoram	891,058	21,081	42	50.5	NA	19.47	0.1	94.8
Nagaland	1,988,636	16,579	120	82.3	8726	23.67	-	87.7
Sikkim	540,493	7,096	76	88.9	9816	36.55	5.9	22.4
Tripura	3,191,168	10,486	304	83.0	6813	34.44	16.4	31.0
Total (NE)	39,035,582	262,179	149	85.0	6625	34.28	6.6	27.2
India	1,027,015,247	3,065,027	324	72.2	10254	26.1	16.3	8.0







Jhum cultivation, NE India





Q. How life is living in this city/town/village?

	North East	All India
Safe	67	76
Unsafe	6	3

All figures are in percentage. Source: State of Democracy in South Asia Survey



Q. Compared to the situation in this city/town /village a few years ago, do you now feel more safe, less safe or the same as before?

	North East	All India
More safe	39	24
Less safe	22	9

All figures are in percentage. Source State of Democracy in South Asia Survey



Q. How safe are women? When?

	Safe		Unsafe	
	North East	All India	North East	All India
They go out after sunset	51	59	16	13
At the place where they work	65	56	6	8
From beating etc. from their family members inside their home	57	58	6	10

All figures are in percentage. Source: State of Democracy in South Asia Survey



Q. How insecure do you feel personally about the following?

Source of Insecurity	Insecure		Not at all insecure	
	North East	All India	North East	All India
Theft/robbery	34	31	15	31
Physical attack/harassment	21	24	30	36
Kidnapping/Extortion	18	21	40	45
Riots/mob violence	23	20	37	41
Militants/insurgents	25	20	33	39
Global international terrorism	18	17	45	38
Attack by another country	18	17	46	41
Police/army/security force action	19	14	36	44

All figures are in percentage. Source: State of Democracy in South Asia Survey



Suggestions

- Through People's initiative
- Addressing people's issue
 - > Through Dialogue
 - > Discussion
- Efficient Administrative Machinery
- Positive Role of the State
- Multilateral Approach

THANK
THANK

YOU
YOU

